



Be ready to explore
the new version of
trade fair experience!

Visitor Guide

14th Travel Turkey
İzmir Digital Fair



tti 14th TRAVEL TURKEY İZMİR DIGITAL FAIR
14. TRAVEL TURKEY İZMİR DİJİTAL FUARI

TRAVEL TURKEY İZMİR

digital


digital ROUTE OF THE NEW ERA

FEBRUARY 25-27, 2021

Tourism is on **digital platform** with Travel Turkey İzmir!

ttidigital.izfas.com.tr

digital
izmirfair



UNDER PATRONAGE OF
REPUBLIC OF TURKEY
MINISTRY OF CULTURE AND TOURISM
REPUBLIC OF TURKEY
MINISTRY OF TRADE

HOSTING
İZMİR METROPOLITAN MUNICIPALITY



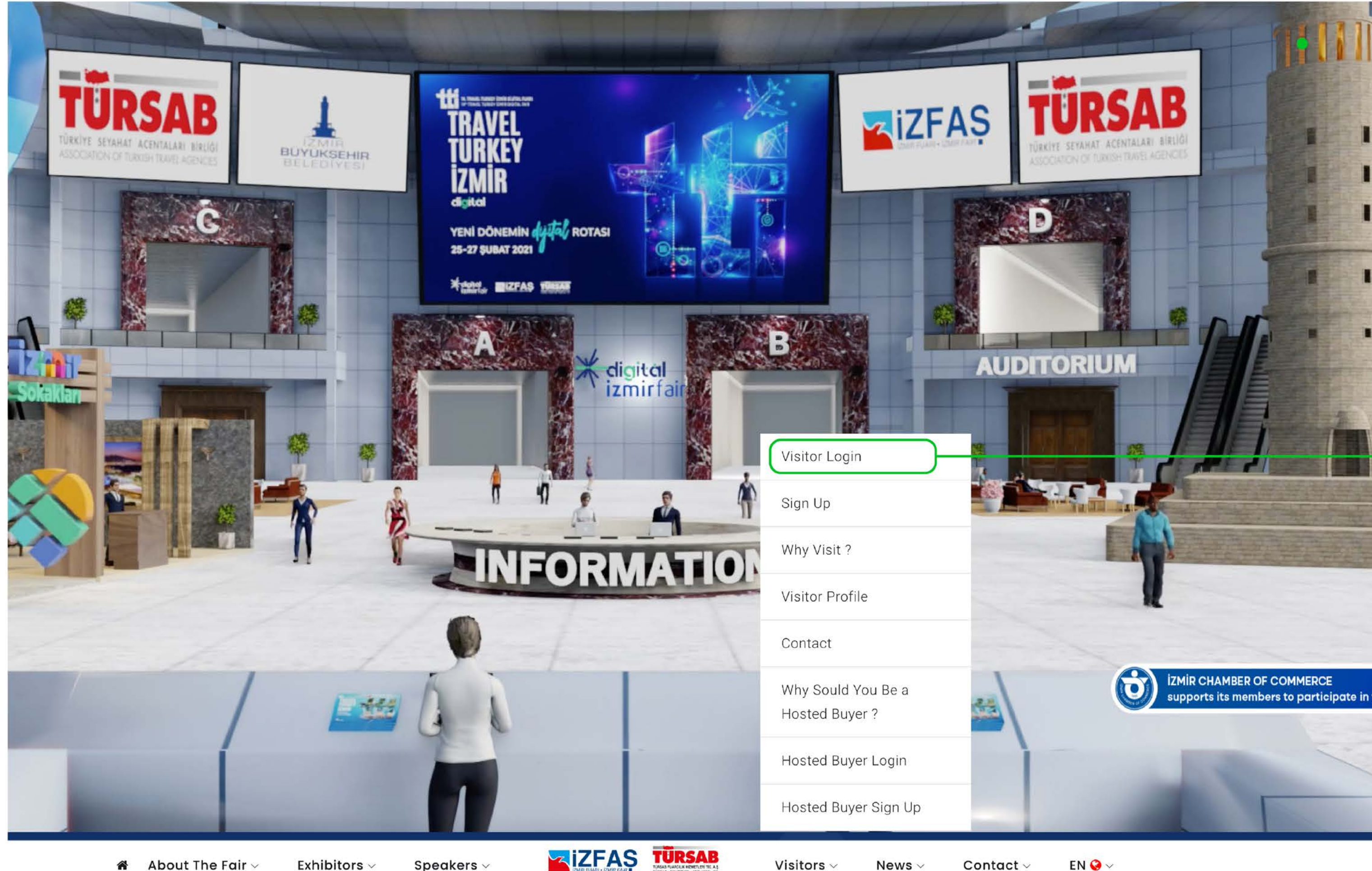
TÜRSAB
TÜRKİYE SEYAHAT AÇIKLAMA VE
KONFERANSLAR İZMİR ŞUBESİ

SUPPORTERS
TÜROFED
TÜRKİYE SEYAHAT AÇIKLAMA VE
KONFERANSLAR İZMİR ŞUBESİ

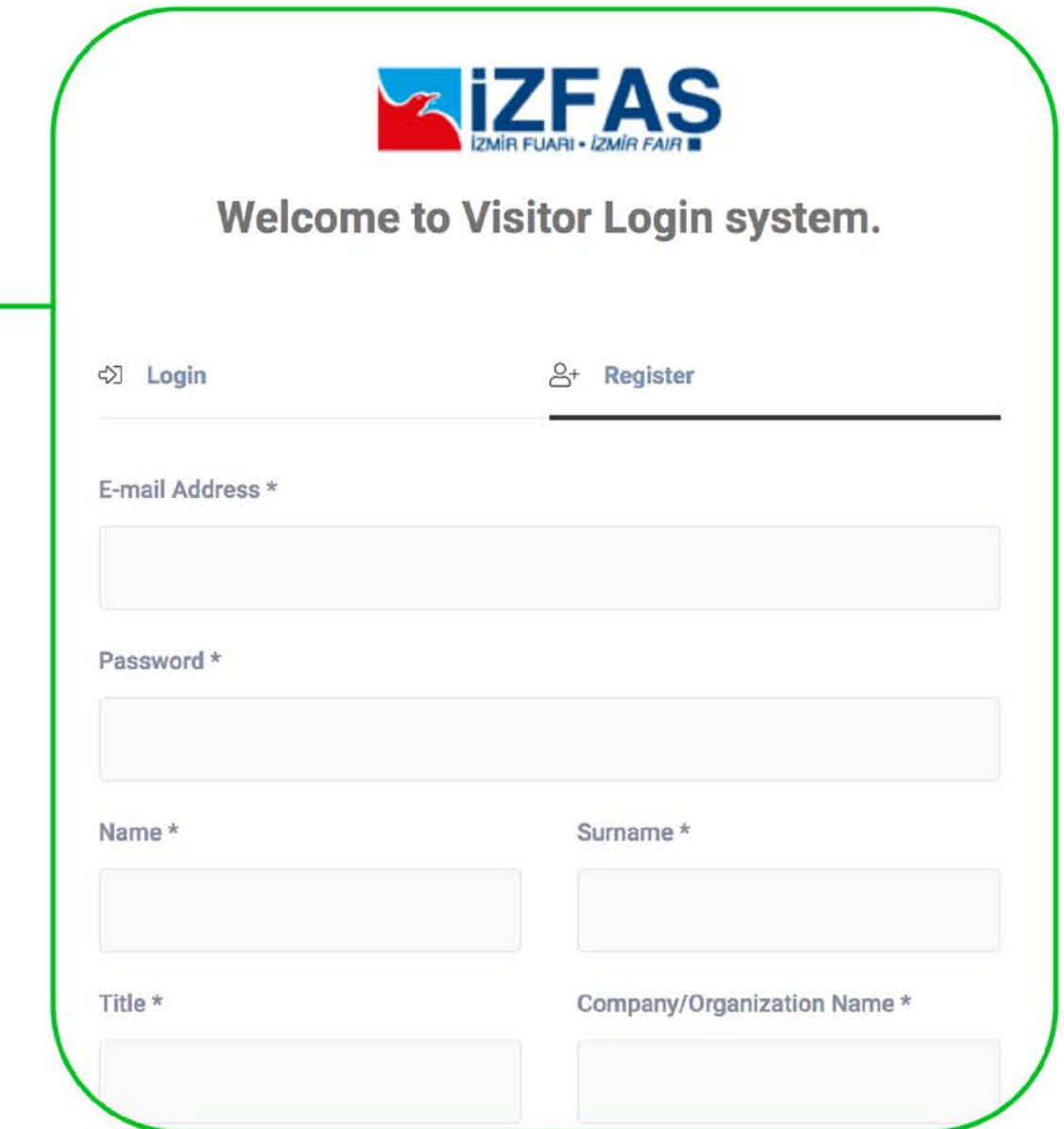
İzmir Vakfı

İZFAS
İZMİR FİYATLARI • İZMİR FAIR

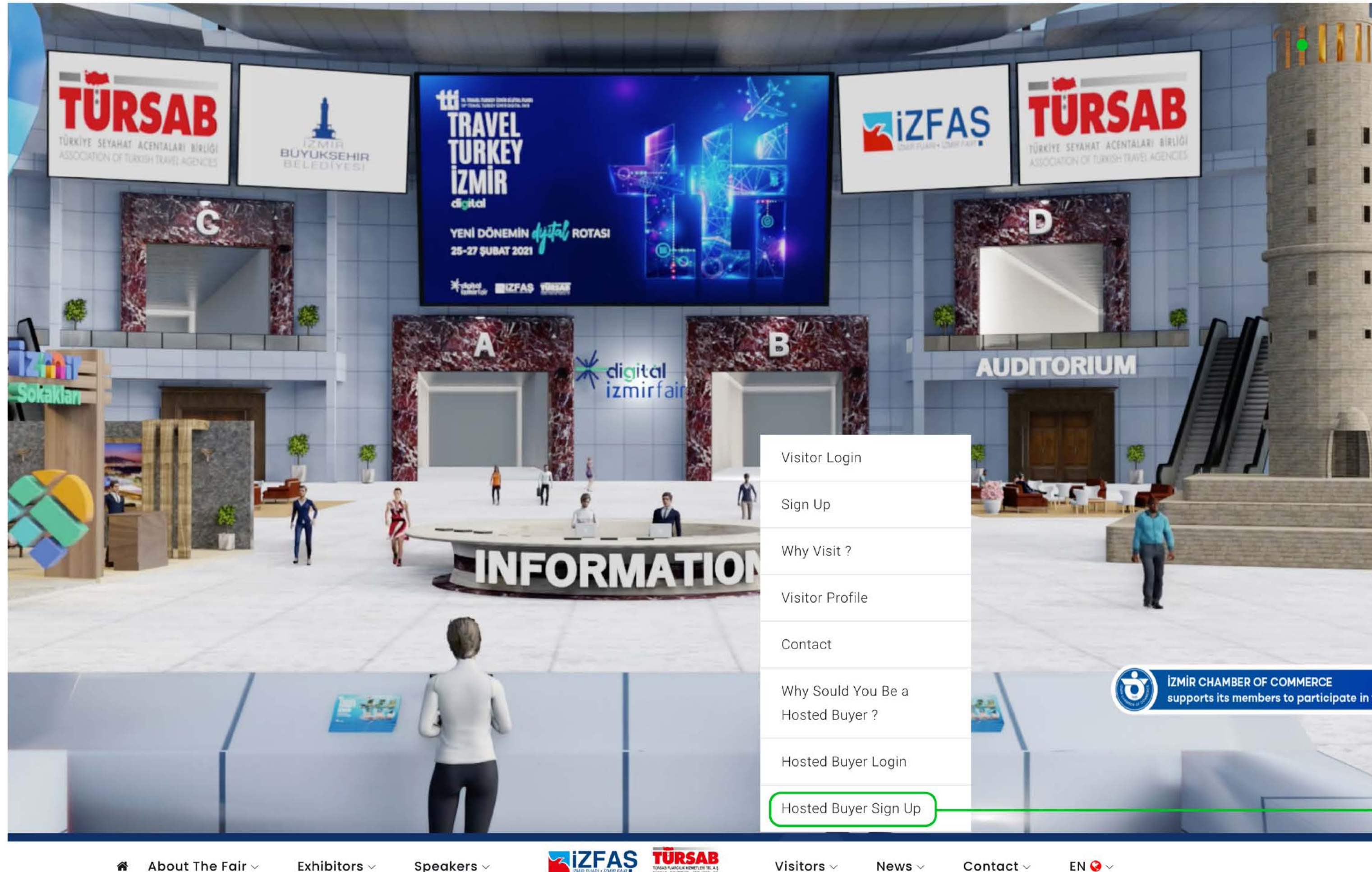
ORGANIZERS
TÜRSAB
İZMİR FİYATLARI • İZMİR FAIR



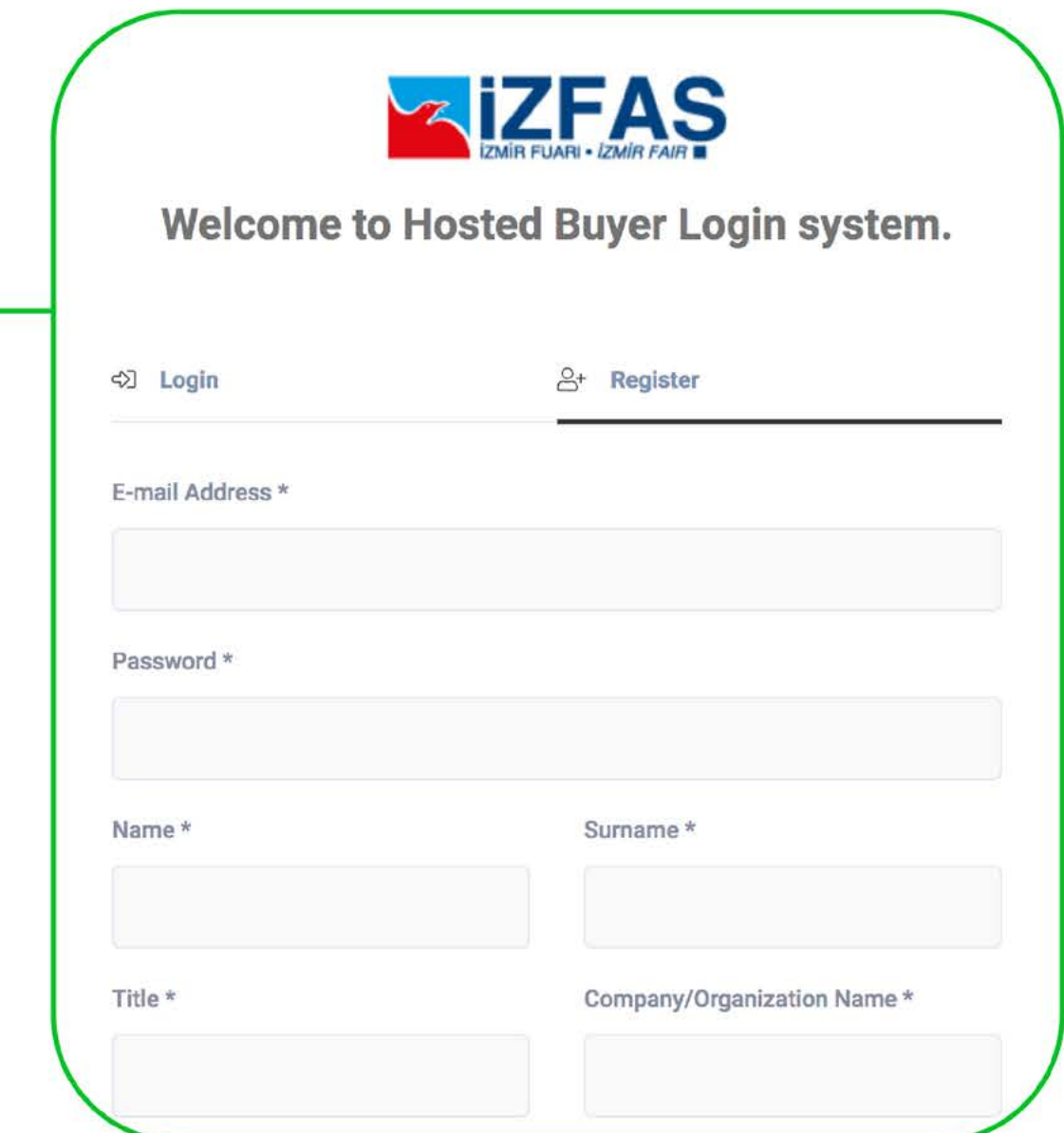
- You can register at our website ttidigital.izfas.com.tr/en
- Click on “Trade Visitor Sign Up” from Visitors Section.
- On next page, fill in your information and click register button.



The screenshot shows the iZFAŞ Visitor Login system registration form. The form is titled 'Welcome to Visitor Login system.' and features the iZFAŞ logo. It includes fields for E-mail Address, Password, Name, Surname, Title, and Company/Organization Name. There are also links for 'Login' and 'Register'.



- You can register at our website ttidigital.izfas.com.tr/en
- Click on “Hosted Buyer Sign Up” from Visitors Section.
- On the next page, fill in your information and click register button.



The screenshot shows the 'Hosted Buyer Login system' registration form. At the top, there is the İZFAŞ logo and the text 'Welcome to Hosted Buyer Login system.' Below this, there are two tabs: 'Login' and 'Register'. The 'Register' tab is selected. The form contains the following fields: E-mail Address *, Password *, Name *, Surname *, Title *, and Company/Organization Name *. Each field has a corresponding input box. At the bottom right of the form, there is a 'Register' button.



Welcome to Hosted Buyer Login system.

 Login

 Register

E-Mail *

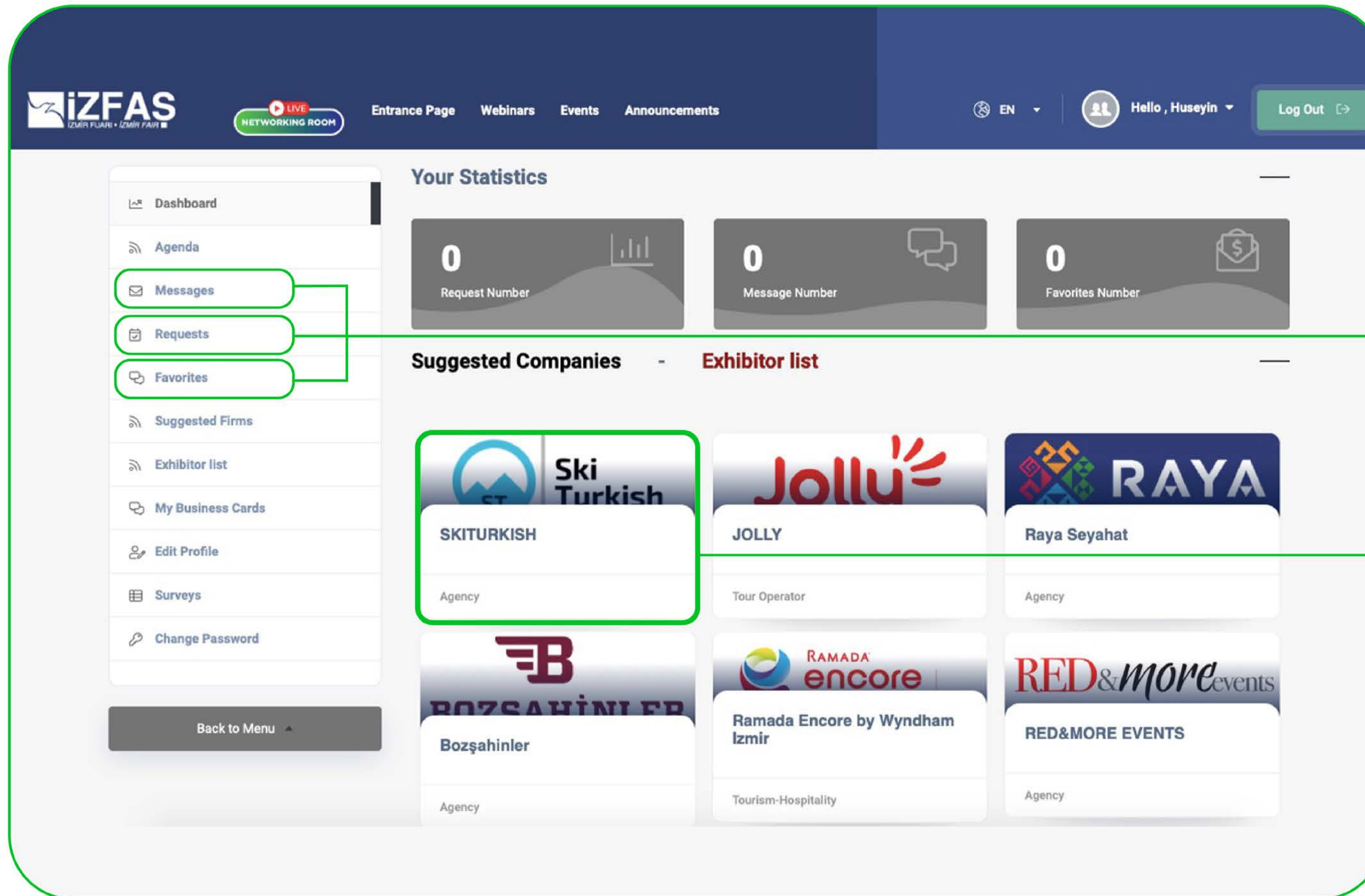
Password *

Log In 

☐ Remember me

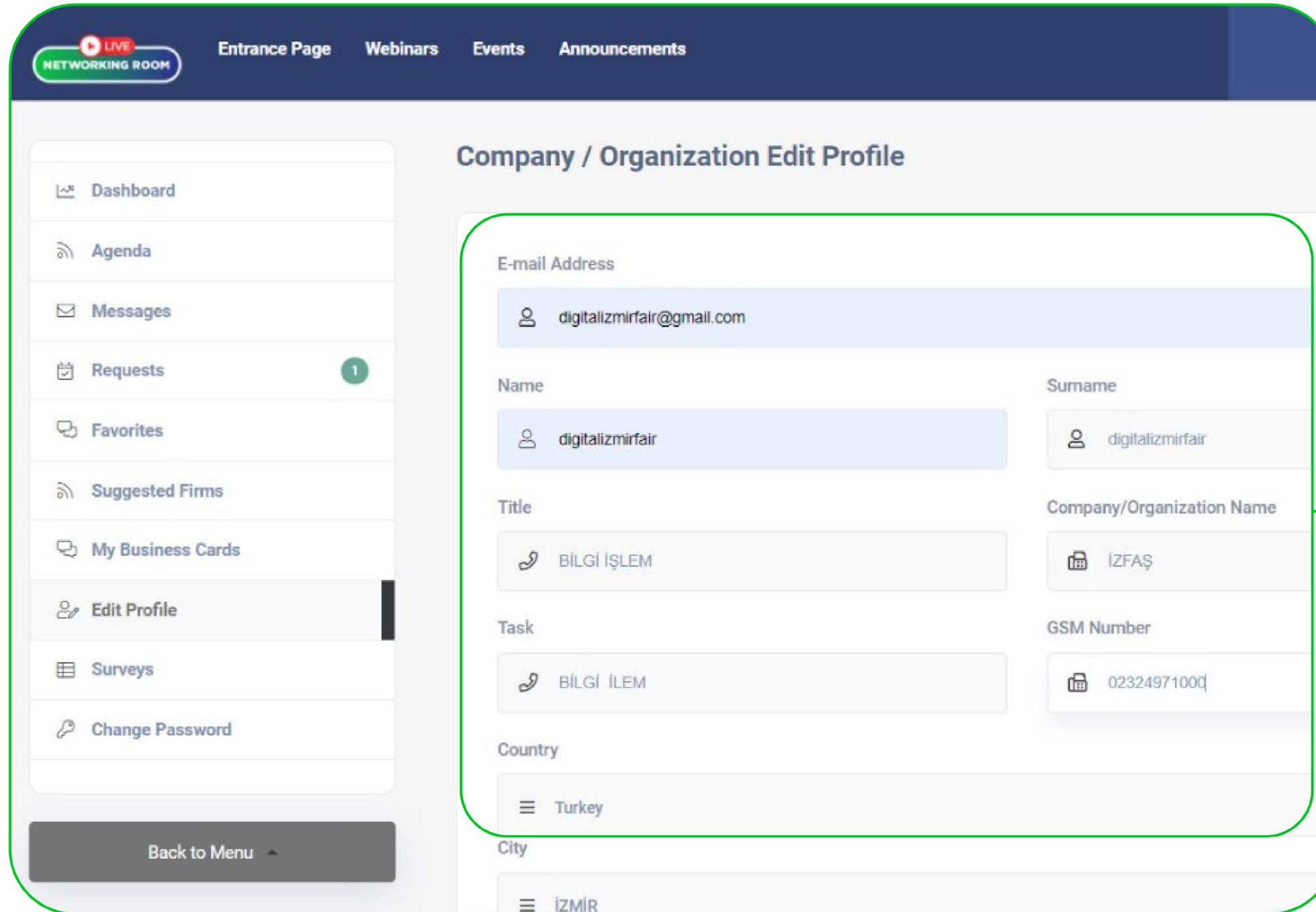
[Lost Your Password?](#)

- Click on “**Sign in**” from Visitors Section.
- On the next page, fill in your chosen e-mail address and password then click “**Log in**”.

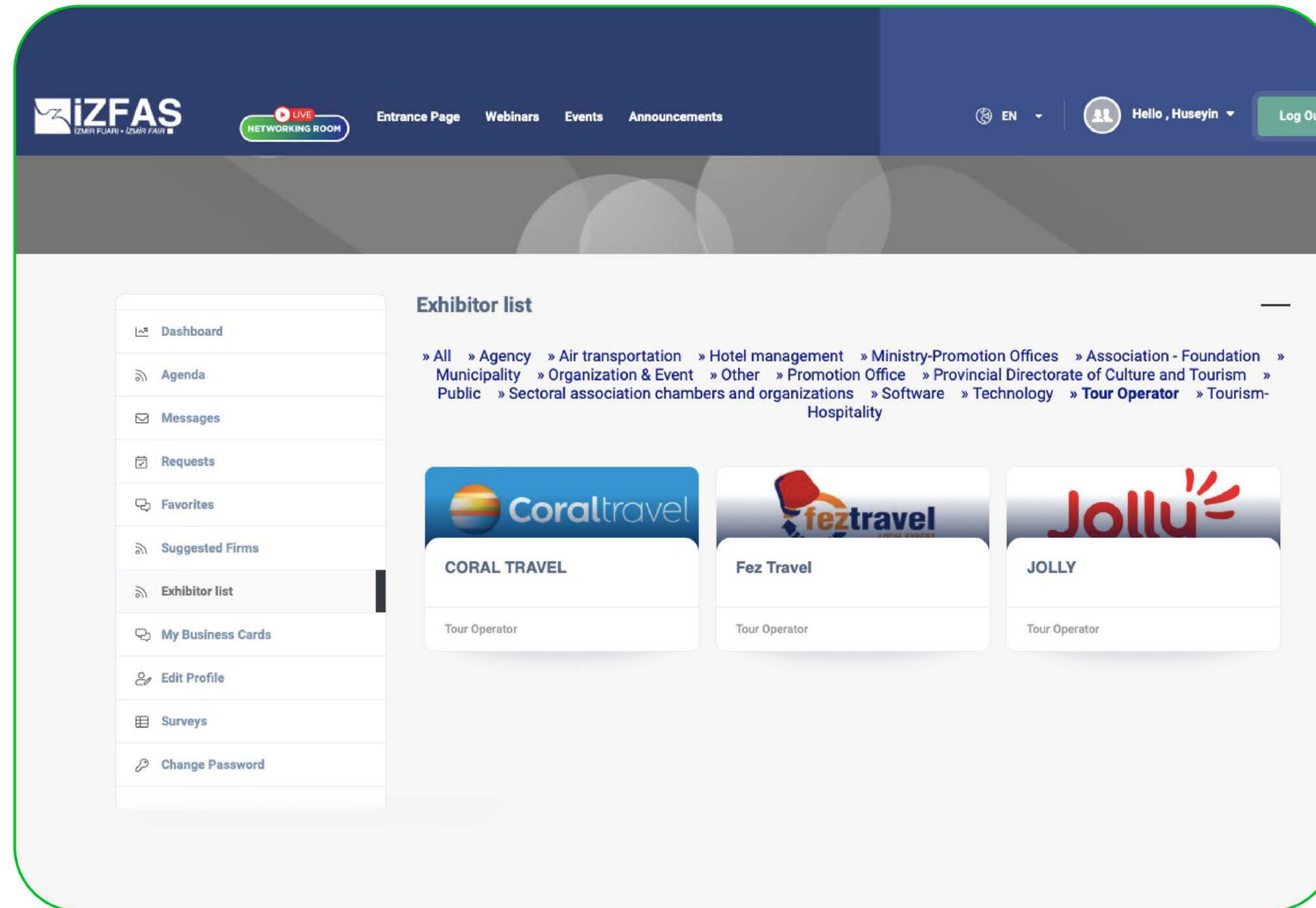


The screenshot shows the iZFAS dashboard interface. At the top, there is a navigation bar with the iZFAS logo, a 'LIVE NETWORKING ROOM' button, and links to 'Entrance Page', 'Webinars', 'Events', and 'Announcements'. On the right side of the navigation bar, there is a user profile section showing 'Hello, Huseyin' and a 'Log Out' button. Below the navigation bar, the dashboard is divided into two main sections. On the left is a sidebar menu with options: 'Dashboard', 'Agenda', 'Messages', 'Requests', 'Favorites', 'Suggested Firms', 'Exhibitor list', 'My Business Cards', 'Edit Profile', 'Surveys', and 'Change Password'. A 'Back to Menu' button is at the bottom of the sidebar. The main content area is titled 'Your Statistics' and features three cards: 'Request Number' (0), 'Message Number' (0), and 'Favorites Number' (0). Below these cards is a section titled 'Suggested Companies' with a toggle for 'Exhibitor list'. This section displays a grid of company cards, including 'SKITURKISH' (Agency), 'JOLLY' (Tour Operator), 'Raya Seyahat' (Agency), 'Bozşahinler' (Agency), 'Ramada Encore by Wyndham İzmir' (Tourism-Hospitality), and 'RED&more events' (Agency). Green lines and boxes highlight the 'Messages', 'Requests', and 'Favorites' menu items, the statistics cards, and the 'Suggested Companies' section.

- Go to “Visitors” section on the “Homepage” and click on “Log in”. Then enter your username and password.
- You can see suggested companies.
- You can see number of requested meetings, messages and favorites.

A screenshot of the 'Company / Organization Edit Profile' page. The page has a dark blue header with navigation links: 'Entrance Page', 'Webinars', 'Events', and 'Announcements'. A 'LIVE' badge and 'NETWORKING ROOM' text are also present. On the left, a sidebar menu includes 'Dashboard', 'Agenda', 'Messages', 'Requests' (with a green circle containing the number 1), 'Favorites', 'Suggested Firms', 'My Business Cards', 'Edit Profile' (highlighted with a thick black bar), 'Surveys', and 'Change Password'. At the bottom of the sidebar is a 'Back to Menu' button. The main content area is titled 'Company / Organization Edit Profile' and contains several input fields: 'E-mail Address' (digitalizmirfair@gmail.com), 'Name' (digitalizmirfair), 'Surname' (digitalizmirfair), 'Title' (BİLGİ İŞLEM), 'Company/Organization Name' (İZFAŞ), 'Task' (BİLGİ İLEM), 'GSM Number' (02324971000), 'Country' (Turkey), and 'City' (İZMİR). A green rounded rectangle highlights the 'Name', 'Surname', 'Title', 'Company/Organization Name', 'Task', 'GSM Number', 'Country', and 'City' fields. A green line connects the text 'You can edit the information you want to change or add to your profile.' to this highlighted area.

- Click “**Edit Profile**” on the left side of the page.
- You can edit the information you want to change or add to your profile.

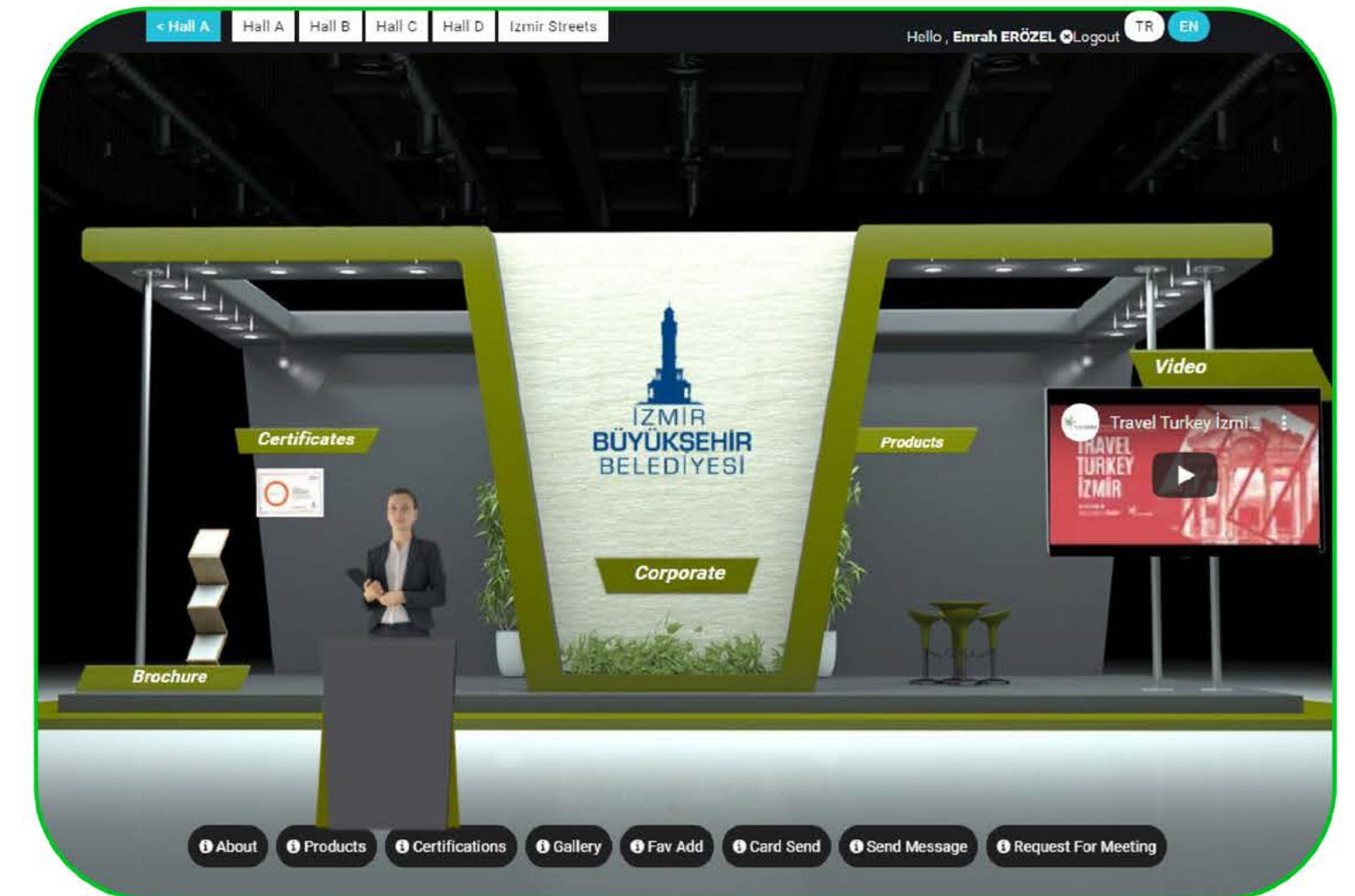
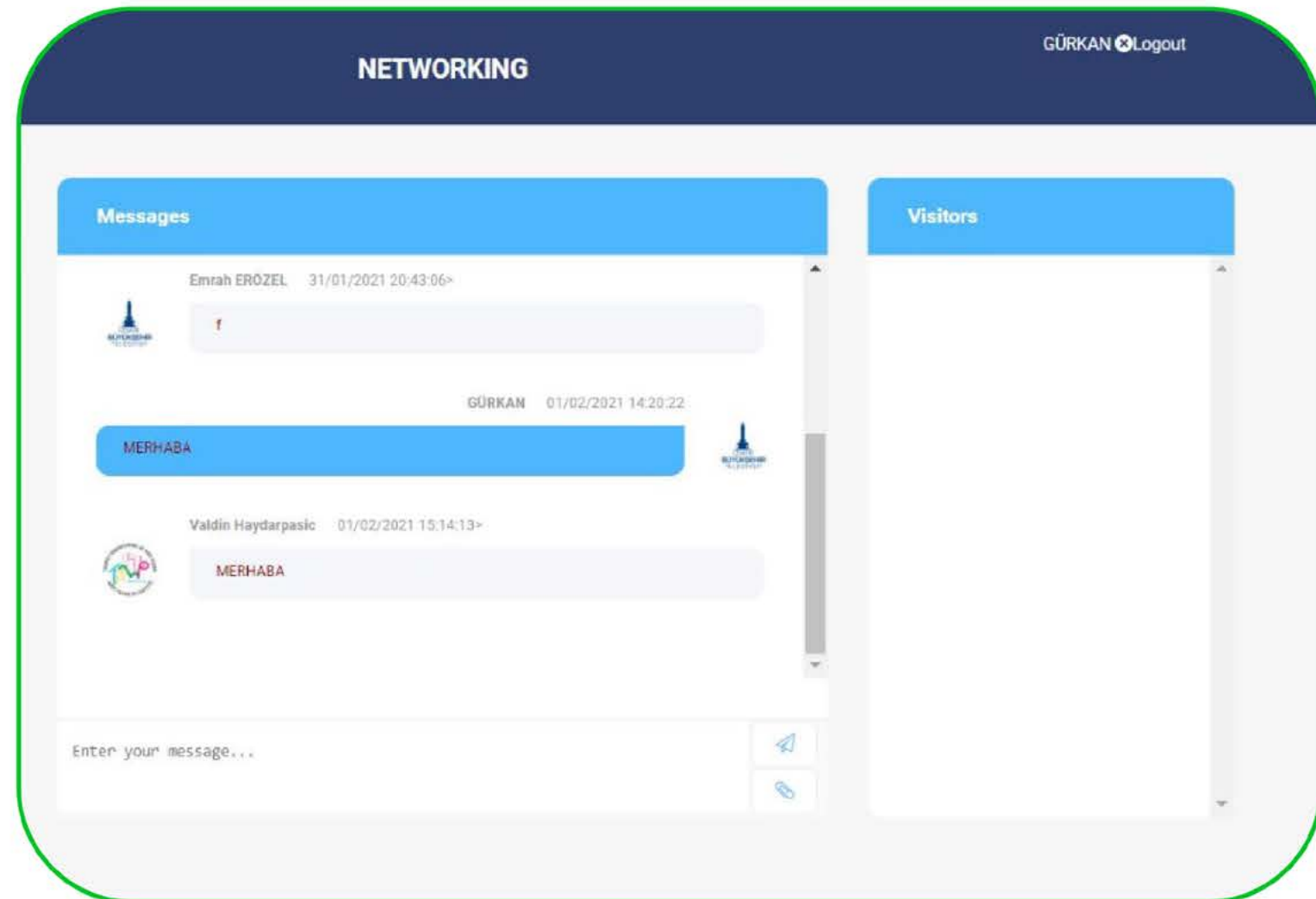


- You can find the company information, company's products, product videos and much more related to the company.

HOW TO FIND EXHIBITORS

- You can find the exhibitors by going to **"Homepage"** and choosing **"Exhibitor List"** on the **"Exhibitor"** section. Or you can reach the exhibitor list on your Dashboard.

- Arrange **virtual meetings** and **keep in touch with the exhibitors**.
- Chat simultaneously with the **exhibitors and visitors in the networking room**.
- **Find exhibitors** and **browse their products, services and their catalogues** on their booths.



Meeting

You can set meetings with the companies you are interested in from their booths on the dates you are available.

25/02/2021 - 27/02/2021

25/02/2021
Thursday

26/02/2021
Friday

27/02/2021
Saturday

10:00

10:00

10:00

10:30

10:30

10:30

11:00

11:00

11:00

11:30

11:30

11:30

12:00

12:00

12:00

13:00

13:00

13:00

13:30

13:30

13:30

14:00

14:00

14:00

Talk to Exhibitor

You can interact with the company via dedicated chat.



- Find exhibitors from “**Exhibitor List**” or in the halls.
- Choose an **available date** and **request virtual meetings** from their calendar.
- Be ready **5 minutes before the meeting**.
- Click on “**Requests**” tab.
- Click on “**Accept**” or “**Decline**” on meeting request.

| | | | | | |
|---|-------------------------------|------------|-------|----------------------|---|
|  | GÜRKAN ARIKAN İZFAŞ | 25/02/2021 | 10:00 | Waiting for approval |  Approve  Declined |
|  | GÜRKAN ARIKAN İZFAŞ | 25/02/2021 | 10:00 | Aproved | The meeting date time is waiting, When the appointment date and time comes, you need to click on the call link that will appear on this screen . |

- After accepting the request, visitor and exhibitor **need to be active on meeting date**.
- Click on “**Click to Join in Video Call**”.
- Video call will be conducted on “**Zoom Web Application**”.
- After the meeting starts, **adding additional visitor or exhibitor will be possible**.
- To use “**Zoom Mobile App**”, zoom ID and password will be available when meeting starts.



Emrah ERÖZEL
İZFAŞ

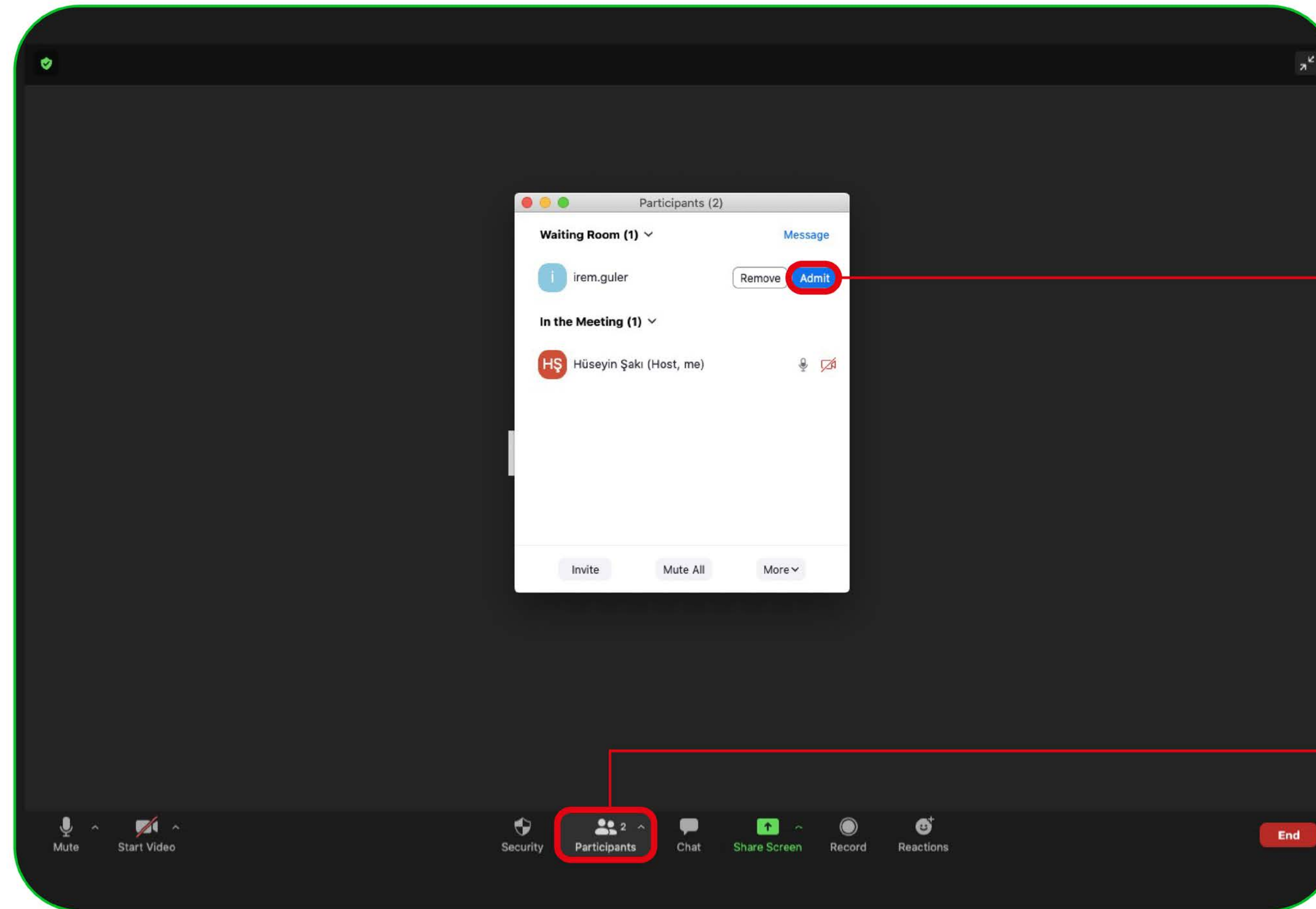
08/02/2021

18:00

confirmed

 **click Join Video Conference**

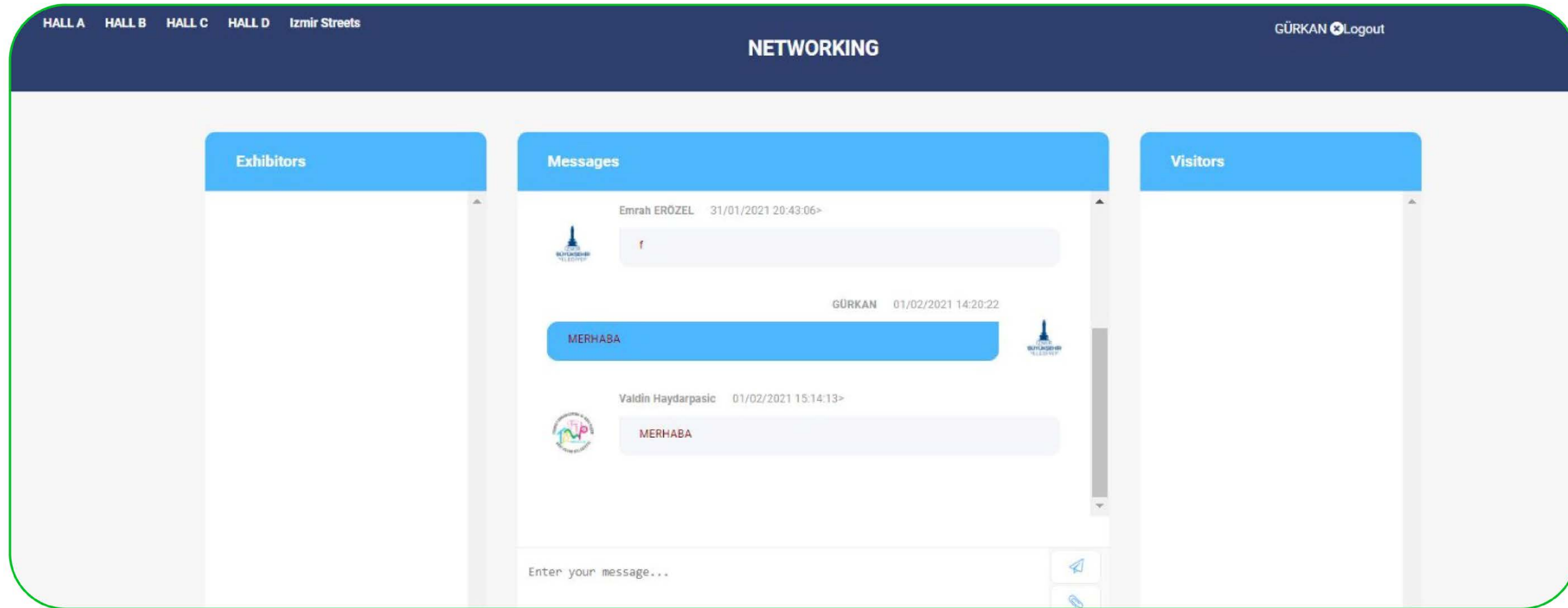
You can use also Zoom
Zoom ID: Pass:



Attention!

- When you enter the meeting, If you can not see another participant, As a Host, you need to approve the join request of the other participant. You need to wait for a while before the other participant joins. Please do not refresh the page before the other participant enters.
- **Attention! B2B meetings will be organised regarding Turkey's local time (GMT+3).**

- You can chat with **visitors** and **exhibitors** at the same time.
- Expand your network in an **open environment** via the **networking room**.





- You can **follow** and **attend to webinars easily**.

Virtual TRAVEL TURKEY İZMİR

Webinars

TRAVEL TURKEY İZMİR Webinars





TRAVEL TURKEY İZMİR digital

YENİ DÖNEMİN *digital* ROTASI
25-27 ŞUBAT 2021

Travel Turkey İzmir ile turizm dijital platformda!
ttidigital.izfas.com.tr


İZFAŞ TÜRKİYE TURİZM FİYATLARI

14. Travel Turkey İzmir Digital Press Conference

05.01.2021 / 10.00 A.M.

05.01.2021 / 10.00 a.m..

Read More



TRAVEL TURKEY İZMİR digital

YENİ DÖNEMİN *digital* ROTASI
25-27 ŞUBAT 2021

Travel Turkey İzmir ile turizm dijital platformda!
ttidigital.izfas.com.tr

İZFAŞ TÜRKİYE TURİZM FİYATLARI


14. Travel Turkey İzmir Digital Press Conference

05.01.2021 / 10.00 A.M.

05.01.2021 / 10.00 a.m..

Read More

NETWORKING ROOM



İZMİR CHAMBER OF COMMERCE
supports its members to participate in this fair.

Streets of İzmir is at TTİ Digital Fair!

- You can visit “Streets of İzmir” by clicking its booth on “Homepage” located in the left side of the main hall.



izmir Sokakları

CONTACT US



İZMİR CHAMBER OF COMMERCE
supports its members to participate in this fair.

İREM GÜLER

Sales & Marketing

T: +90 (232) 497 12 98

M: +90 (531) 250 64 23

irem.guler@izmirfair.com.tr

ANIL ERDOĞAN

Sales & Marketing

T: +90 (232) 497 11 14

M: +90 (538) 489 26 91

anil.erdogan@izmirfair.com.tr

Burak BARBAROS

Sales & Marketing

T: +90 (232) 497 10 99

M: +90 (530) 322 93 71

burak.barbaros@izmirfair.com.tr

İZFAŞ

İzmir Fair Services Cultural
and Art Affairs Trade Inc.

Zafer Mah. 840 Sk.

Fuar Alani No:2 Gaziemir

VISITOR CONTACT

T: +90 (232) 497 10 99

F: +90 (232) 497 11 13

E: visittti@izmirfair.com.tr



digital
digital
digital

THANKS

digital
digital
digital